

Reliable smoke detection systems are dependent on a network of specialty piping that constantly and efficiently carry air samples from protected zones to highly sensitive detectors.

VESDA Pipe and Fittings are part of an integrated system manufactured from specialty plastics designed for use with most aspirating smoke detection systems.



The Concept

The quality of VESDA pipe has been specifically chosen to surpass the requirements for most systems and aims to provide:

- A “one-stop” shopping for detector, pipe and fittings - thus saving procurement time and costs
- An easy and professional installation
- A competitive solution, including a Fast-Track ordering and delivery service
- Committed customer service with full technical advice and support on design and installation
- Design verification using the very latest ASPIRE Pipe Modeling software
- Commissioning, advice, service, and system performance testing

The VESDA pipe range is based on pipework of a standard inside diameter (ID) of 3/4”.

VESDA aspirating smoke detection is an early warning system that detects fire in the incipient stages - before flames are visible - by detecting the products of pre-combustion in the air around the area about to ignite.

The VESDA detector family is the result of extensive research and development. Using unique detection principles, the detector provides a sensitivity range of 0.0015 to 6% obscuration/ft. It detects fire at the earliest possible stage and reliably measures very low to extremely high concentrations of smoke.

The VESDA system samples air from a fire zone for the presence of smoke. The air sampling system makes this possible by providing the means for transporting air from a fire zone to the detector.

The air sampling system is active, continuously drawing in air samples by means of an integral pump. It does not rely on air or heat currents in the vicinity of the detector transporting the smoke particles to the detector. The VESDA system can function effectively in all kinds of environments from high air flows to still air.

The network of sampling pipes to the detector is the key element in the performance of the detection system.

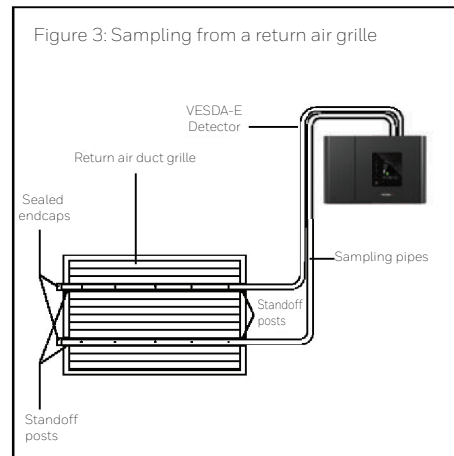

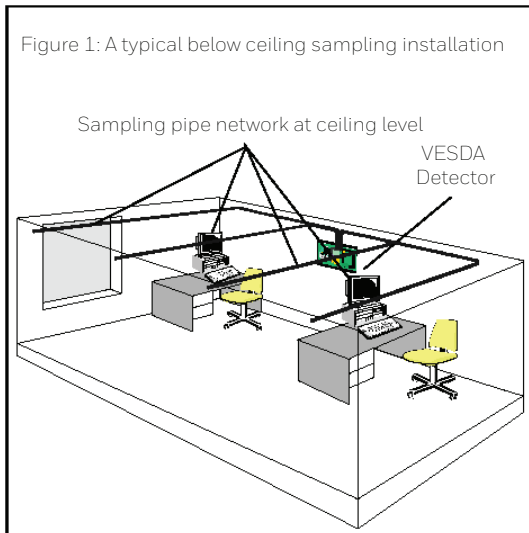
Features

- UL1887 Listed for use in Plenum Rated Areas
- An integrated CPVC Pipe & Fittings package designed for use with VESDA Aspirating Smoke Detection Systems
- Simplifies the selection of Pipe & Fittings to ensure the correct product is installed
- Simplifies specifiers' and installers' task and saves time and money
- Pre-labeled Pipes in accordance with NFPA 72 Requirements

Air Sampling

Three basic sampling methods can be used in an VESDA system installation:

- Standard pipe sampling systems (below ceiling; in ceiling or floor void).
- Capillary tube sampling (concealed; above ceiling; within cabinets).
- Return air sampling (within duct; return air grille).



While each sampling method is suited to specific applications, more than one method is often effectively employed to monitor a firezone. In some applications - particularly those in which there is movement of high volumes of air – the most effective sampling network generally combines two methods to provide maximum coverage to a zone under all operating conditions.

System Description

VESDA piping systems are produced from specialty thermoplastics that offer unique benefits. Piping systems are lightweight, and assembled easily in the field using inexpensive tools. The one-step solvent cement joining process ensures fast reliable connections. In addition to ease of installation, this unique piping system offers enhanced flow characteristics and exceptional fire performance properties.

The complete system includes all of the components necessary to install and test the system. This includes: pipe, a comprehensive range of fittings, capillary tube, a variety of sample point configurations, and sampling point labels.

VESDA PIPES & FITTINGS

ORDERING INFORMATION



Part Numbers for System Components

1	VP-P-105	Pipe - 3/4" (105 ft. kit)*
	VP-P-200	Pipe - 3/4" (200 ft. kit)*
	VP-P-210	Pipe - 3/4" (210 ft. kit)*
	VP-P-420	Pipe - 3/4" (420 ft. kit)*
2	VP-COUP	Couplings - 3/4", 15 per box*
3	VP-ELB-45	45° Elbow - 3/4", 10 per box*
4	VP-ELB-90	90° Elbow - 3/4", 20 per box*
5	VP-UNION	Unions - 3/4", 10 per box*
6	VP-TEE	Tee - 3/4", 15 per box*
7	VP-EC	End Cap - 3/4", 25 per box*
8	VP-TEE-FPT	Tee - 3/4" x 3/4" x 1/2" FPT, 10 per box*
9	PIP-015	Flush Sampling Point
10	E700-SP	Miniature Sample Point
11	VSP-877	Flush Mount Sampling Point
12	VSP-610-US	Tamper Proof Sampling Point
13	CAP-KIT	Brass connector kit for miniature sampling point and capillary tube arrangement.
	E700-CAP-KIT	Connector Kits
14	E700-SP-DCL-PNT	Sampling Point Label, 50 per roll
15	E700-SP-DCL	Sampling Point Label, wrap around style, 200 per roll
16	E700-SPLR	Sampling Point Label, red, 10 per sheet
17	E700-SPLG	Sampling Point Label, grey, 8 per sheet
18	VSP-950	Test Point Pipe Labels.
19	E700-SP-DCL-PIPE	Pipe Label, 35 per roll
20	VSP-870-US	In-Line Flow Restrictor Assembly - US, for use with Tamper Proof Sampling Points (models VSP-610-US and VSP-620).
	E700-TUBE	Capillary Tube 3/8" internal diameter
	TUBING-250	Polyethylene tubing, black, 1/2" OD X 3/8" ID, FPE rated.
22	VP-CUTTERS	Pipe Cutters
23	VSP-878	Push-in Connect Adaptor Kit for 1/2" capillary tubing
24	VP-CLIP-US	3/4" pipe support clamp (required for each 5 feet of pipe).
25	VP-CEMENT	Solvent Cement, one pint
26	VP-BV	Ball Valve, 10 per box

* CPVC Pipe & Fittings

1		2	
3		4	
5		6	
7		8	
9		10	
11		12	
13		14	
15		16	
17		18	
19		20	
21		22	
23		24	
25		26	

VESDA PIPES & FITTINGS

TECHNICAL SPECIFICATIONS



Air Sampling Pipe Systems

Pipe Dimensions

VESDA Pipe systems are produced in ¾" iron pipe size (IPS) pipe dimensions per ASTM F442. This provides piping with unique flow characteristics and exceptionally smooth interior walls, greatly enhancing system performance.

Nominal Size	¾" (20mm)
Average OD	1.050" (26.7mm)
Average ID	0.874" (22.5mm)
Pounds Per Foot	0.168

Operating Temperature Range

VESDA Pipe and Fittings are suitable for a wide range of operating temperatures from 0°F to 200°F. Although tough and durable, care should be exercised in extremely cold environments to avoid unnecessary rough handling or other forms of mechanical damage.

Flammability Rating	V-O	UL 94 Flame Retardant
Limiting Oxygen Index	60	ASTM D2863
Flame Spread	0	ULC
Smoke Generation	0-25	ULC
Flame Travel	4	UL 1887
Optical Density	0.19 peak 0.03 Avg.	UL 1887
Heat of Combustion	7,700 BTU's/lb.	

Physical Properties

CPVC is a unique polymer with many beneficial properties. When produced into pipe form, this product exhibits qualities that are extremely advantageous for use in air sampling applications. It is light in weight, exhibits excellent physical, mechanical, and chemical/corrosion resistance properties, and offers exceptional fire performance.

	ASTM	
Cell Classification	23477	D1784
Specific Gravity	1.55	D792
Tensile Strength	8400 psi	D638
Modulus of Elasticity	4.23 x10 ⁻⁵	D638
Compressive Strength	9600 psi	D695
Izod Impact	3.0	D256A
Coefficient of Linear Expansion	3.4 x 10 ⁻⁵	D696
Temperature Limit	0 – 200°F	N/A
Electrical Conductivity	Non Conductor	N/A